

**FOR IRC & RORC RACING**

THE HYDE GRAND PRIX RANGE IS DESIGNED FOR SERIOUS, NO COMPROMISE RACING EITHER ROUND THE CANS OR OFFSHORE. GRAND PRIX FORE AND AFT SAILS ARE AVAILABLE EITHER AS PANELLED SAILS WITH A TRI-RADIAL SEAM LAYOUT OR IN H5, THE NEW HYDE MEMBRANE SYSTEM.

**GRAND PRIX SPECIFICATION****3 CAMBER STRIPES****SAIL NUMBERS****LEECH TELLTALES AT EVERY BATTEN****ALLOY HEADBOARD****BOLTROPE OR LUFF SLIDES****SHELF FOOT - EITHER LOOSE OR WITH A BOLTROPE****CLEWSLIDER OR WEBBING BOOM LOOP WITH VELCO FASTENING****STAINLESS STEEL PRESSED RINGS WITH WEBBING STRAINERS****FLOPPY REEF RINGS AT LUFF****LOW STRETCH SPECTRA LEECH LINE WITH ALLOY CLEAT-OVERHEAD OPTION AVAILABLE****TAPERED FIBRE GLASS BATTENS****ADJUSTABLE BATTEN TENSION****3 STEP ZIG ZAG STITCHING OR GLUED SEAMS****CUNNINGHAM EYELET & LEECH FLATTENER****SPREADER CHAFE PATCHES SUPPLIED LOOSE FOR RETRO FITTING BY OWNER****FULL LENGTH DECK BAG TO ENABLE SAIL TO BE STOWED WITHOUT FOLDING****FULL LENGTH BATTENS (OPTIONAL)****GRAND PRIX SAILCLOTH CHOICE**

**X Tech** - Kevlar yarns sandwiched between two layers of Polyester film. A version with one layer of taffeta is also available, which makes the material more durable

**GPL** - carbonfibre yarns sandwiched between two layers of Polyester film. GPL is the most stable laminate on the market but does require careful handling


**H5** - the new Hyde membrane system. H5 is available in a large variety of fibres and constructions

See separate information sheet for full details of the Hyde sailcloth range.




**SHAPE**

showing a Hyde Grand Prix mainsail perfectly designed to match the bend of the mast.




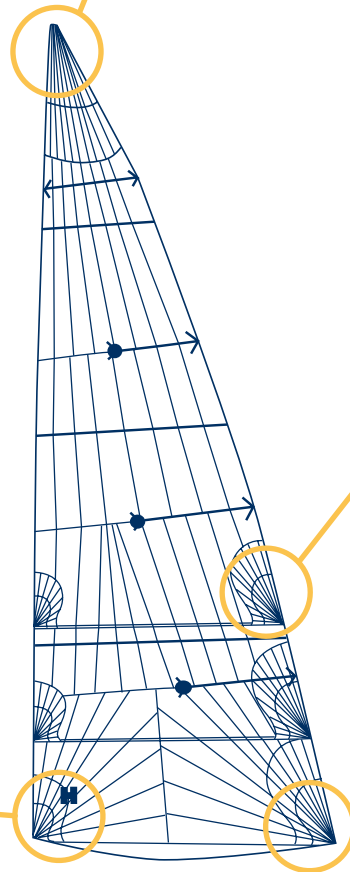
**HEAD**

showing radial patch and alloy headboard with pressure slide to absorb leech loads.




**LEECH REEF**

showing the first reef patch overlapping the top of the clew patch, the stainless pressed ring and the alloy leech line cleat.



**TACK**

showing radial patches, webbed on stainless tack ring and pressed stainless steel Cunningham eyelet.



**CLEW**

showing radial patches, alloy leech line cleat and webbed on stainless clew ring and leather anti-chafe wrap.

Hyde Sails Limited reserve the right to change these specifications in line with our policy of continuous improvement.