

## FOR BLUE WATER CRUISING

THE HYDE VOYAGER OCEAN RANGE IS DESIGNED FOR BLUE WATER CRUISING AND LONG DISTANCE PASSAGE MAKING. THESE SAILS ARE DESIGNED AND BUILT TO WITHSTAND LONG HOURS SAILING IN FRESH WINDS. THERE ARE THREE OPTIONS FOR BOTH MAINSAIL AND GENOA, A CROSS CUT DACRON SAIL OR A TRI-RADIAL DESIGN MANUFACTURED IN EITHER DACRON OR CRUISING LAMINATE.

### VOYAGER OCEAN SPECIFICATION

- ALLOY HEADBOARD WITH WEBBING STRAINERS
- 2 CAMBER STRIPES
- TWIN PLY LEECH
- CLASS INSIGNIA & NUMBERS
- LEECH TELL TALES
- WEBBED ON METAL & PLASTIC LUFF SLIDERS
- LOOSE OR BOLT ROPE FOOT
- WEBBED ON STAINLESS STEEL RINGS
- OVERHEAD 2:1 SPECTRA LOW STRETCH
- LEECH LINE SYSTEM WITH ADJUSTMENT FROM THE TACK
- LEATHER OR WEBBING ANTI-CHAFE PROTECTION AT ALL VULNERABLE POINTS
- TAPERED FIBREGLASS BATTENS
- REINFORCED BATTEN POCKET ENDS
- 3 LINES OF 3 STEP ZIG ZAG STITCHING ON SEAMS
- SAIL BAG
- LEECH & LUFF REEF BLOCKS (OPTIONAL)
- FULL LENGTH BATTENS (OPTIONAL)

### VOYAGER OCEAN SAILCLOTH CHOICE

- High Modulus or AP** - tightly woven, low stretch Dacron
- Marblehead** - the most densely woven Dacron currently available
- Cruise Laminate** - a durable laminate consisting of high modulus Polyester yarn and two layers of taffeta sandwiched between two layers of Polyester film
- DYS** - the ultimate cruising laminate built with Dyneema yarns; very durable and stable



See separate information sheet for full details of the Hyde sailcloth range.





**HEAD**

showing alloy headboard with webbing strainers and turning blocks for overhead leech line system. Sail shown is fully battened and has Sailmain 4000 head slides.


**BATTEN TENSION ADJUSTMENT**

sail shown is fully battened with Sailman 4000 batten cars with internal, mechanical batten tension adjustment.



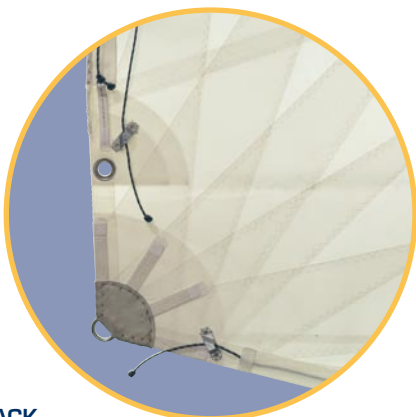
**LUFF REEF**

showing optional ball bearing block suitable for single line reefing system.




**LEECH REEF**

showing optional ball bearing block suitable for single line reefing system.



**TACK**

showing radial patches, stainless tack ring with leather anti-chafe protection, Cunningham eyelet, leech line adjustment cleat and foot line cleat.



**CLEW**

showing radial patches, stainless clew ring, metal clew slide and leather anti-chafe protection.

Hyde Sails Limited reserve the right to change these specifications in line with our policy of continuous improvement.